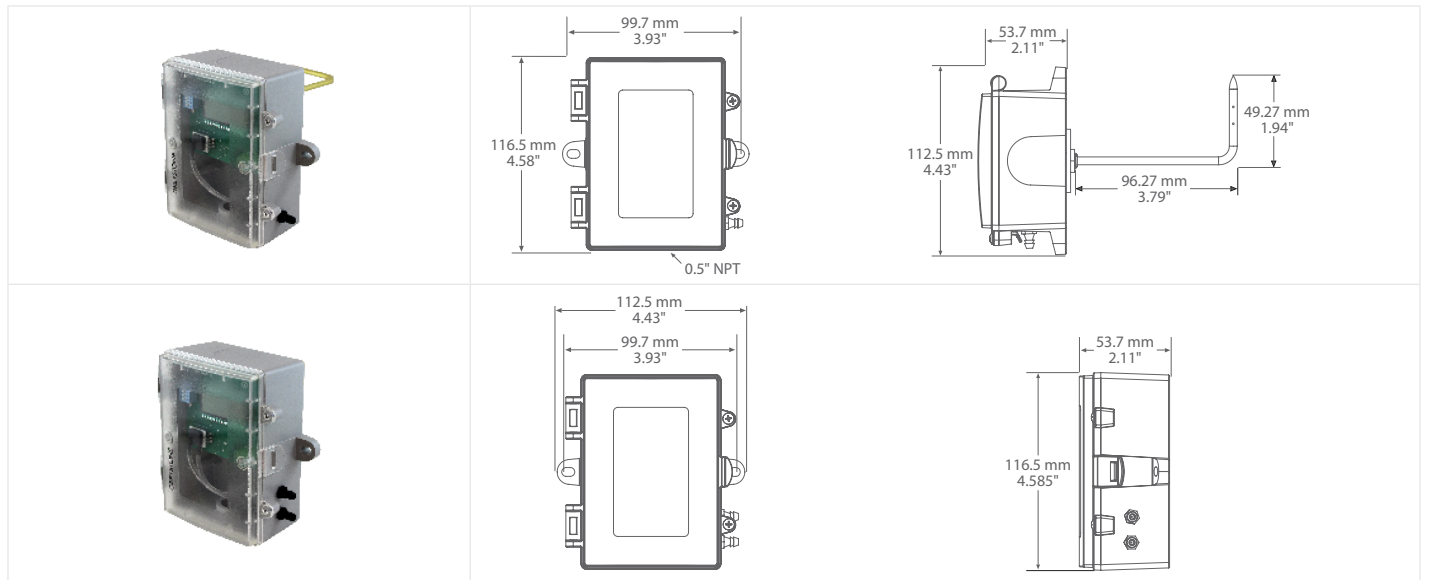




LOW PRESSURE TRANSMITTER



LP SERIES

PRODUCT DESCRIPTION

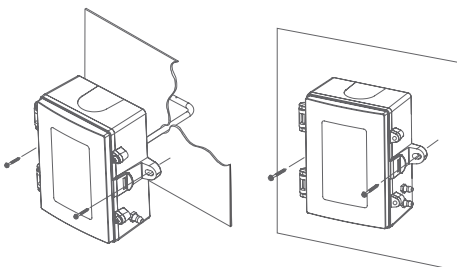
The LP series is used to measure positive, negative or differential pressure. The piezoresistive sensor is ideal for monitoring the pressure of air or other clean inert gas. Typical HVAC applications include monitoring of filter differential pressure or VAV applications. An integrated static pressure probe provides ease of installation for duct mounting. Several accessories are available. A hinged and gasketed polycarbonate enclosure is provided for electrical connections and ease of installation.

TYPICAL INSTALLATION

For complete installation and wiring details, please refer to the product installation instructions.

The LP mounts on any surface using the two holes provided on the base of the unit. Make sure there is enough space around the unit to connect the pressure tubing without kinking and avoid locations where severe vibrations or excessive moisture are present.

The enclosure provides mounting tabs for ease of installation.

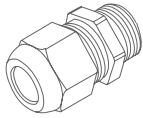


SPECIFICATIONS

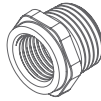
ACCURACY	±1% F.S. of selected range (minimum range is ±1.5% F.S.) @ 22°C (72°F) including hysteresis, non-linearity and repeatability
SENSOR TYPE	Piezoresistive differential pressure
MEASUREMENT TYPE	Differential (two port), Static, Velocity, & Total Pressure
RESPONSE TIME	250 ms
STABILITY	<±0.5% F.S./year typical
THERMAL EFFECTS	<±3% over compensated range
COMPENSATED RANGE	0 to 50°C (32 to 122°F)
PROOF PRESSURE	40" W.C. (100" for 10" & 20" Models)
BURST PRESSURE	60" W.C. (200" for 10" & 20" Models)
OPERATING CONDITIONS	0 to 50°C (32 to 122°F), 5 to 95 %RH, non-condensing
POWER SUPPLY	20 to 28 Vac/dc (non-isolated half-wave rectified)
SUPPLY CURRENT	Current: 20 mA maximum Voltage: 4 mA minimum
INPUT VOLTAGE EFFECT	Negligible over operating range
PROTECTION CIRCUITRY	Reverse voltage protected and output limited
OUTPUT SIGNAL	4-20 mA (2-wire), 0-5 or 0-10 Vdc (3-wire), switch selectable
OUTPUT DRIVE CAPABILITIES @ 24 VDC	Current: 400 Ω maximum Voltage: 10,000 Ω minimum
ZERO ADJUSTMENTS	Pushbutton auto-zero
MAX LOOP CURRENT	20 mA
WIRING CONNECTIONS	Screw terminal block (14 to 22 AWG)
PRESSURE CONNECTION	Barbed ports for 5 mm (0.170" ID) flexible tubing
CONDUIT CONNECTION	1/2" NPT conduit or cable gland
DISPLAY	3 1/2 digit LCD, 0.4" digit height
ENCLOSURE	B: Grey Polycarbonate UL94-V0, IP65 (NEMA 4X) F: Same as B, with thread adapter (1/2" NPT to M16) and cable gland fitting
APPROVALS	CE, RoHS
COUNTRY OF ORIGIN	Canada



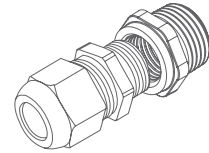
ACCESSORIES - INCLUDED WITH F ENCLOSURE OPTION



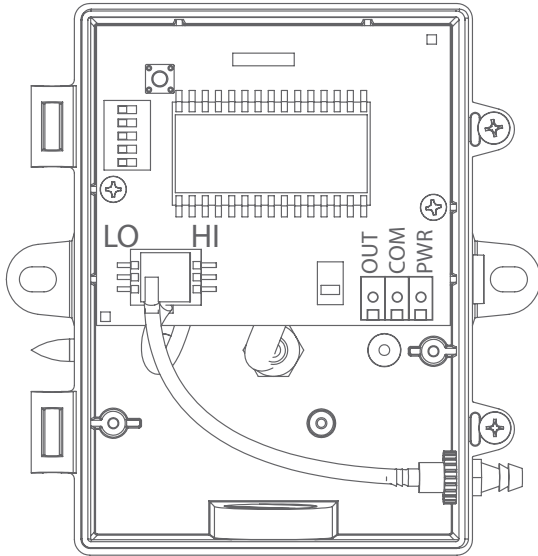
CABLE GLAND FITTING



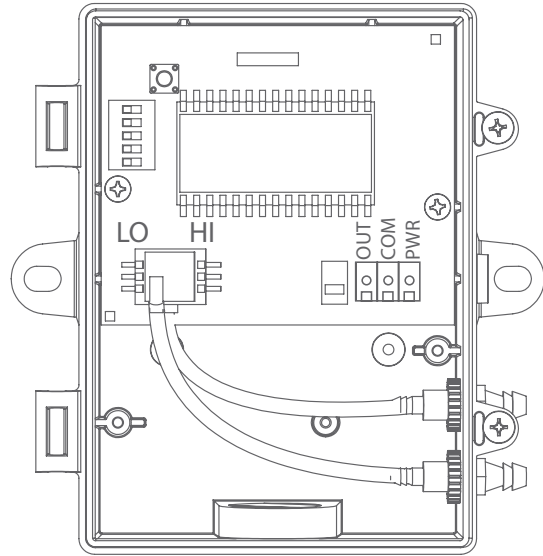
THREAD ADAPTER 1/2" NPT TO M16



PCB CONFIGURATIONS



LP-S



LP-X

ORDERING

PRODUCT	LP	Low Pressure Transmitter
ENCLOSURE	B F	Polycarbonate with hinged and gasketed cover Same as B, with thread adapter & cable gland fitting
OUTPUT	00 01 02 03 04 05	$\pm 4"$, $\pm 2"$, $\pm 1"$, 0-4", 0-2", 0-1" WC $\pm 8"$, $\pm 5"$, $\pm 3"$, 0-8", 0-5", 0-3" WC $\pm 12"$, $\pm 10"$, $\pm 6"$, 0-12", 0-10", 0-6" WC $\pm 20"$, $\pm 15"$, $\pm 10"$, 0-20", 0-15", 0-10" WC ± 1000 Pa, ± 500 Pa, ± 250 Pa, 0-1000 Pa, 0-500 Pa, 0-250 Pa ± 2000 Pa, ± 1000 Pa, ± 500 Pa, 0-2000 Pa, 0-1000 Pa, 0-500 Pa
PROBE	X S	No Probe Static Probe

PART NUMBER

LP

NOTE: Greystone Energy Systems, Inc. reserves the right to make design modifications without prior notice.



Greystone Energy Systems, Inc.
150 English Drive, Moncton,
New Brunswick, Canada E1E 4G7

Ph: +1 (506) 853-3057 Fax: +1 (506) 853-6014
North America: 1-800-561-5611
E-mail: mail@greystoneenergy.com