




DIFFERENTIAL PRESSURE SWITCH



GLPS-D SERIES

PRODUCT DESCRIPTION

The GLPS-D differential pressure switch is a low cost effective pressure monitoring solution for liquids and non aggressive gases. The unit is designed for both flow proving and flow failure detection to cover the range of 0.5 to 3.5 Bar (7.25 to 50.75 PSI). Approximate setpoint can be viewed on the dial at the front of the unit.

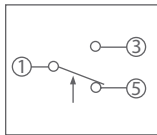
ORDERING INFORMATION

GLPS-D
GLPS-D-65

SPECIFICATIONS

DIFFERENTIAL	0.5 to 3.5 Bar (7.25 to 50.75 PSI) Factory set 1 Bar (14.5 PSI)
MAX WORKING PRESSURE	30 Bar (435 PSI)
PRESSURE CONNECTION	1/4" NPT
CONTACT RATING	See chart below
FLUID TEMPERATURE	-20 to 120°C (-4 to 248°F)
PROTECTION	GLPS-D: IP33 GLPS-D-65: IP65
DIMENSIONS	GLPS-D: 80mm W x 63.1mm H x 50mm D (3.15" x 2.48" x 1.96") GLPS-D-65: 129mm W x 176mm H x 53mm W (5.07" x 6.92" x 2.08")
APPROVALS	CE

CONTACT FUNCTION



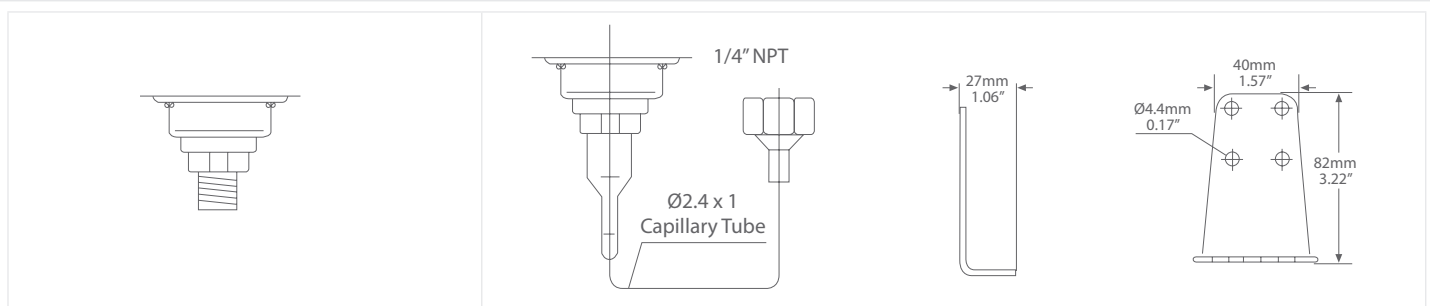
1	Common Terminal
3	Close on Pressure Increase
5	Close on Pressure Decrease

↑: Operating direction on pressure increase at high pressure side.

CONTACT RATING

		RATED VOLTAGE (V)	
		125 VAC	250 VAC
RATED AMPS (A)	Non-Inductive Current	20A	10A
	Inductive Current	Full Load	15A
		Locked Rotor	8A
		72A	

CONNECTION AND INSTALLATION



1/4" NPT CONNECTION

MOUNTING PLATE



Greystone Energy Systems, Inc.
150 English Drive, Moncton,
New Brunswick, Canada E1E 4G7

Ph: +1 (506) 853-3057 Fax: +1 (506) 853-6014
North America: 1-800-561-5611
E-mail: mail@greystoneenergy.com