

APPLICATIONS

- HVAC
- GAS CHROMATOGRAPHY
- PAINT SPRAYING SYSTEMS
- ELECTRONIC PRESSURE SWITCHES
- MEDICAL DIAGNOSTICS
- HEAT PUMPS
- HYDRAULIC CONTROLS
- IRRIGATION SYSTEMS
- AUTOMOTIVE

MODEL MM • MEDIAMATE PRESSURE TRANSDUCER

The MEDIAMATE® pressure transducer provides you with the corrosion resistance of stainless steel at low OEM pricing. It is fully compensated and completely interchangeable without further calibration.

The MEDIAMATE's wetted parts and outer case are made from 300 series stainless steel. It is now being used with a wide variety of corrosive media such as Freon®, ammonia, water, and hydraulic fluids. Its rugged construction and proven reliability make it truly cost effective.



Datasheet.Live

MEDIAMATE® SERIES

PRESSURE TRANSDUCER

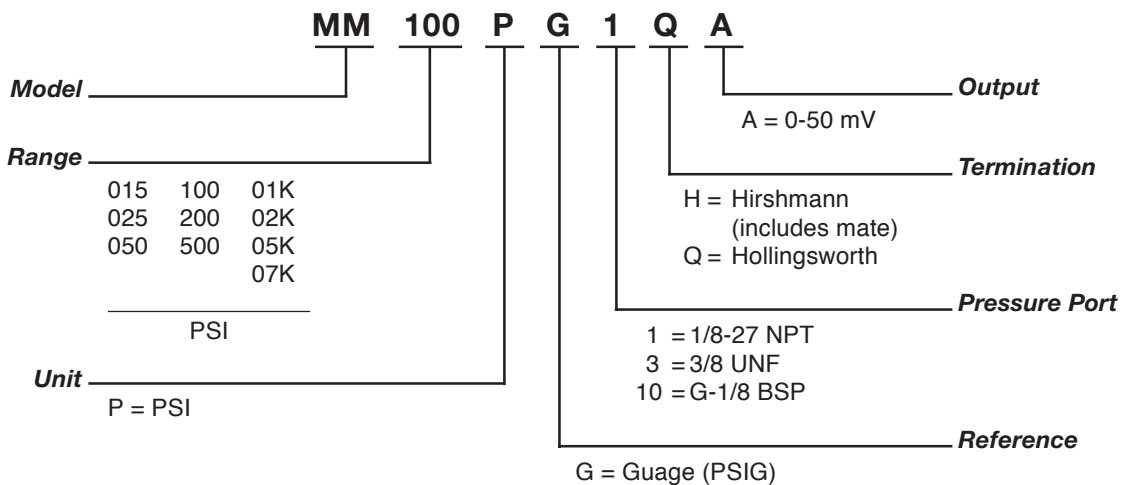
FEATURES

- Low cost
- Rugged, compact configuration
- PC mountable
- Threaded port

BENEFITS

- For use by the OEM
- Easy to package
- Mounting flexibility
- No adapter required

HOW TO ORDER



Note: Not all combinations are available. Minimum quantity orders apply. Contact the factory for more details.

TECHNICAL SPECIFICATIONS

RANGE

0-15, 25, 50, 100, 200, 500, 1000, 2000, 5000, 7112 PGIS
 (0-1, 2, 3, 3.5, 7, 14, 35, 70, 138, 345, 500 BAR G)
 BAR ranges are equivalent

PHYSICAL

Proof Pressure	< 500 psi 2 X rated range	≥ 500 psi 1.5 X rated range
Burst Pressure	< 500 psi 10 X rated range	≥ 500 psi 5 X rated range (30 kpsi max)
Material in Contact with Media	Brazen assembly of 300 series stainless steel parts	
Shock	50 g's peak (5 milliseconds)	
Vibration	Meets MIL-STD-810-C, Figure 514.2-5, Curve AP, 46.3 g rms minimum	
Weight	Less than 3 oz (85 gm)	

ELECTRICAL

Full Scale Output	50 ±1mVdc at rated excitation voltage @ 25° C	
Zero Output	0.0 ±2.5 mVdc @ 25° C	
Excitation	5.0 Vdc recommended, 6.0 Vdc maximum	
Input Impedance	500 Ohm (nominal)	
Output Impedance	900 Ohm (nominal)	
Insulation Resistance	≥1000 MOhm @ 50 Vdc maximum	
Electrical Connection	Flat pins, Hollingsworth S09617SF or equivalent (Thomas and Betts AD-183 or BD-183, if using boot)	

PERFORMANCE

Accuracy	0.5% FSO BFSL, 50 PSI and UP, ±1% FSO BFSL, 15, 25 PSI Includes effects of nonlinearity, hysteresis and nonrepeatability	
Operating Temperature Range	-40° to 100° C (-40° to 212° F) -40° to 90° C (-40° to 194° F) with Hirschmann	
Compensated Temperature Range	-1° to 82° C (30° to 180° F)	
Thermal Effect on Zero	Less than ±1% FSO for any 55°C (100° F) change within the compensated range	
Thermal Effect on Full Scale Output	Less than ±1% for any 55°C (100° F) change within the compensated range	

NOTE: All specifications are measured at 25° C (77° F) and at rated excitation unless otherwise specified.

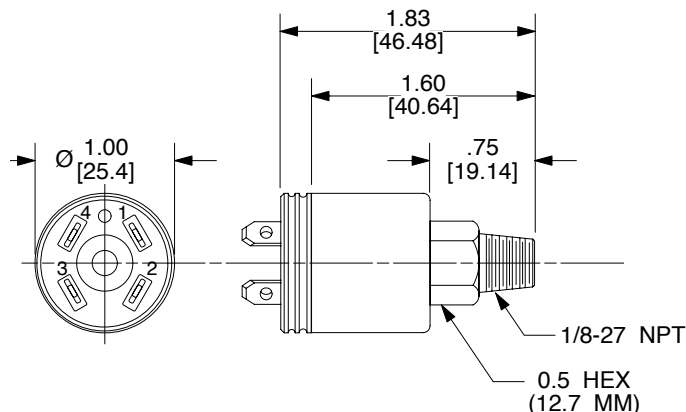
NOTE: Meets IEC-68-2 or MIL-STD 810C.

NOTE: Contact the factory to discuss other pressure ranges.

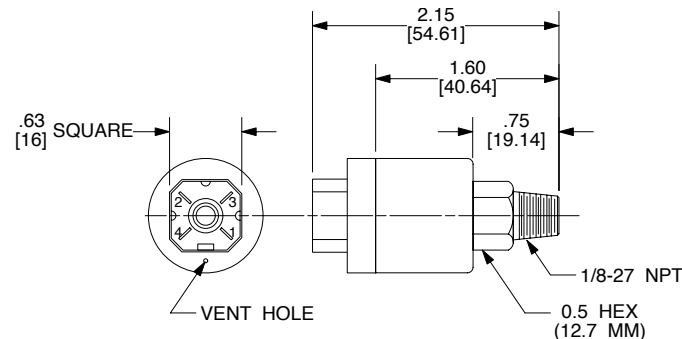
DIMENSIONS

xx.xx = inches
(xx.x) = mm

MEDIAMATE WITH HOLLINGSWORTH



MEDIAMATE WITH HIRSCHMANN



PIN CODES ARE FOR OPTIONAL HIRSCHMANN AND HOLLINGSWORTH CONNECTORS

Hollisworth Pin Code	Hirshmann Pin Code	Function
1	1	+ Signal
2	2	- Excitation
3	3	- Signal
4	4	+ Excitation

WARRANTY/REMEDY

Honeywell warrants goods of its manufacture as being free of defective materials and faulty workmanship. Contact your local sales office for warranty information. If warranted goods are returned to Honeywell during the period of coverage, Honeywell will repair or replace without charge those items it finds defective. The foregoing is Buyer's sole remedy and is in lieu of all other warranties, expressed or implied, including those of merchantability and fitness for a particular purpose.

Specifications may change without notice. The information we supply is believed to be accurate and reliable as of this printing. However, we assume no responsibility for its use.

While we provide application assistance personally, through our literature and the Honeywell web site, it is up to the customer to determine the suitability of the product in the application.

Item # 1076200 M.G. 3/01 Rev. A

Sensing and Control
 Honeywell
 100 Discovery Way
 Acton, MA 01720 USA

Tel: (877) 384-1300; Fax: (978) 263-0630

www.honeywell.com/sensing/